


Otsego County 4-H

Rabbit Cloverbud Project Book



Name: _____

4-H Club: _____

4-H Leader: _____

Age as of Jan. 1st: _____. My favorite thing about my rabbit project is: _____



MICHIGAN STATE
UNIVERSITY

Extension



MSU is an affirmative-action, equal-opportunity employer. Michigan State University Extension programs and materials are open to all without regard to race, color, national origin, gender, gender identity, religion, age, height, weight, disability, political beliefs, sexual orientation, marital status, family status or veteran status.

Objectives of the 4-H Cloverbud Rabbit Project

1. To gain experience caring for rabbits.
2. To explore rabbit breeds and feeds.
3. To participate in group activities within your 4-H club.

NOTE:

- • Cloverbud projects are for the child to explore and discover project areas.
- • Cloverbud projects are not to be judged or placed in any 4-H activity.
- • Cloverbuds will participate in rabbit showmanship in the Cloverbud class.
- • The responsibility of animal ownership should not lie solely with the child, but with the parents also.
- • Safety of the child should be the primary concern of the Cloverbud project.



Cloverbud Rabbit Project Summary

1. Please check what you or your family have:

_____ doe(s)

_____ buck(s)

_____ kindled litters (babies)



2. Number of 4-H meetings that I attended:_____.

3. What breed is your rabbit?_____.

4. What sex is your rabbit?_____.

5. What variety is your rabbit?_____.

Draw a Picture of Your Rabbit

A large empty rectangular box with a thin black border, intended for drawing a picture of the rabbit.

Project Story



*With the help of your leader, teen leader, parent or adult helper
answer the following questions about your project.*

1. The most important thing I learned was:

Handwriting practice lines for question 1, consisting of 10 sets of three horizontal lines (top solid, middle dashed, bottom solid).

2. Things I want to learn more about are:

Handwriting practice lines for question 2, consisting of 10 sets of three horizontal lines (top solid, middle dashed, bottom solid).

Rabbit Family

Your Rabbit's Father's Name (Buck)

Your Rabbit's Father's Color (Buck)

Your Rabbit's Name

Your Rabbit's Color

Your Rabbit's Mother's Name (Doe)

Your Rabbit's Mother's Color (Doe)

Your Family

Your Father's Name

Your Father's Hair Color

Your Name


Your Hair Color

Your Mother's Name

Your Mother's Hair Color

Can you go any further on either side – Your Rabbit or Your Family?


Connect the dots - What did you find?



Parts of a Rabbit

Drawing a line to match the parts of a rabbit with the parts listed below.

Leg
Tail Eye Cheek Belly
Shoulder



Ears
Dewlap Flank
Loin
Hip Rump
Rib

Housing

1. What type of housing do you use? *(Check all that you use.)*

- Wood
- Wood and Wire
- Wire Cage
- Other _____

Feeding

1. What kind of food do you use? *(Check all that you feed.)*

- | | |
|---------------------------------------|--------------------------------------|
| <input type="checkbox"/> Pellets | <input type="checkbox"/> Carrots |
| <input type="checkbox"/> Fresh Water | <input type="checkbox"/> Apples |
| <input type="checkbox"/> Grass | <input type="checkbox"/> Hay |
| <input type="checkbox"/> Other Grains | <input type="checkbox"/> Other _____ |

2. When do you feed your rabbit(s): *(Check all that apply.)*

- Morning
- Noon
- Afternoon
- Evening
- Other _____




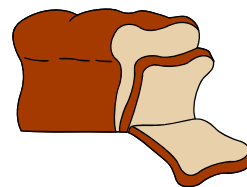


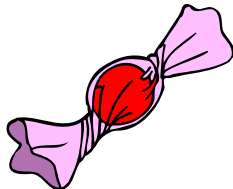


3. The most important item to give your rabbit is: _____

CIRCLE What rabbits should eat

SQUARE What people should eat

HINT: Some should have **BOTH**




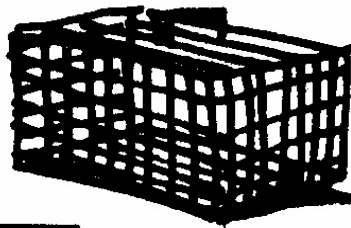


Do you know?

What one of the above is most important to both people and rabbits?

Rabbit Equipment

Match the rabbit equipment with the pictures.


HINT: Not all words will be used.



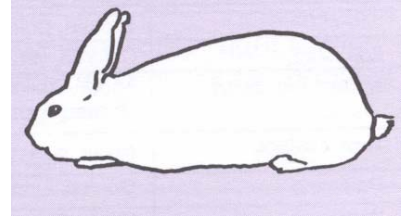
- A. Hutch
- B. Nest Box
- C. Waterer
- D. Feeder
- E. Carrying Box
- F. Tattoo Box
- G. Cage
- H. Box

Rabbit Breeds


Identify the breeds of rabbits by drawing a line to match the pictures below with the correct breed name.



English Lop



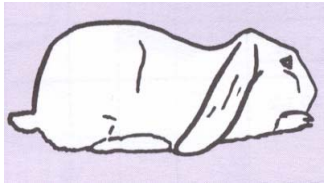
Netherland Dwarf




New Zealand



Dutch




French Angora



Belgian Hare



Rex




Polish

Do you know?

The largest rabbit breed is the _____.

The smallest rabbit breed is the _____.



Rabbit Word Scamble

*With the help of your leader, teen leader, parent or adult helper,
unscramble the 10 breeds of rabbits listed below.*

1.

U C H T D

2.

E L F S I H M A N T I G

3.

X R E

4.

N C A L A I I R O F N

5.

G I N E B L A R A H E

6.

E H N R F C G R A A N O

7.

H O L S I P

8.

T H N A D L R E N E W F A R D

9.

W N E D A L Z E A N

10.

G L H S N E I P L O

Belgian Hare

Flemish Giant

Polish

Californian

French Angora

Rex

Dutch

Netherland Dwarf

English Lop

New Zealand

Rabbit Glossary

Word Search

U K X Y J R W W H Z H B P R G
T O I D E R A B B I T C A Y Q
B R I T B K F M L T E K L Y G
Q P T U R P C T A S D J W T F
H I N A E Q T U J E Q V E A W
L N C R E W K A B N S J D K J
Y K Y W D L Z T T Z R P Q E D
G K H A I S R B W T E F E V X
G N I S R U N R L D O K K K P
B M I O J J S R I C H O V S Y
B V D N Q K A G H D C O C W U
B W X Z A S R D O E L S G J S
T T X B W E C E M G I T M H A
E S J C E N W H C T U H I T H
Y E E K S T F L K O G D J Y L

BOX

BREED

BUCK

BUNNY

DEWLAP

DOE

HUTCH

KIT

LITTER

NEST


NURSING

PEDIGREE

RABBIT

TATTOO

WEANING



A photo of each project animal is to be attached to this page.




4-H Project Record Book

End-of-Year Signatures



At the end of the 4-H year, when your project record book is complete, you will need to sign this page. Your leader and a parent will also look through this record book and sign in the spaces be-low.



4-H Member Signature	Date Signed

Parent/Leader Signatures:

By signing below, I am stating that I have reviewed this 4-H member's project record book, and to the best of my knowledge, the member completed this record book on their own and the in-formation provided in it is correct.

Title	Signature	Date Signed
Parent		
4-H Leader		

Otsego County 4-H Project Record Book Score Sheet:

CLOVERBUD (ages 5-7) Name: _____

4-H Age (as of Jan 1 current 4-H year) _____

The following pages/information should be included in your project book.

Work Completed

1. Project Summary (Page 3) _____

2. Project Story (Page 4) _____

3. About my Rabbit (Page 5) _____

4. Educational Pages (pages 6-13 and any others added) _____

Include pages/worksheets showing what you learned in your animal project this year. Add your own pages as you learn new things.

5. Photos (Page 14) _____

6. Signatures (page 15) _____

7. Overall Project Record Book: Completed Cover and Signature pages. Book is complete and neat. _____

8. Interview: Able to talk about their animal project with the judge. _____

Evident that the 4-H member did the project work themselves, appropriate to their age.

Additional Judge's Comments:

Award:

All Cloverbud Animal Science Project members receive an "A" Ribbon for a completed project book